

# Undertake Assembly of a PC

## Session: Undertake Assembly of a PC

---

---

---

---

---

---

---

---

### 1.4.1 Identify the Tools Required to Assemble a PC

Sameer visits an electronic shop to buy an assembled Personal Computer (PC). He purchases the required hardware components. Then, he asks a technician to assemble the PC.

#### Think



- Do you think purchasing hardware components is enough?
- What are the other components required to assemble a PC?
- What are some of the tools that are required to assemble a PC?




---

---

---

---

The five tools are required to assemble a PC are:




### 1.4.2 Try it

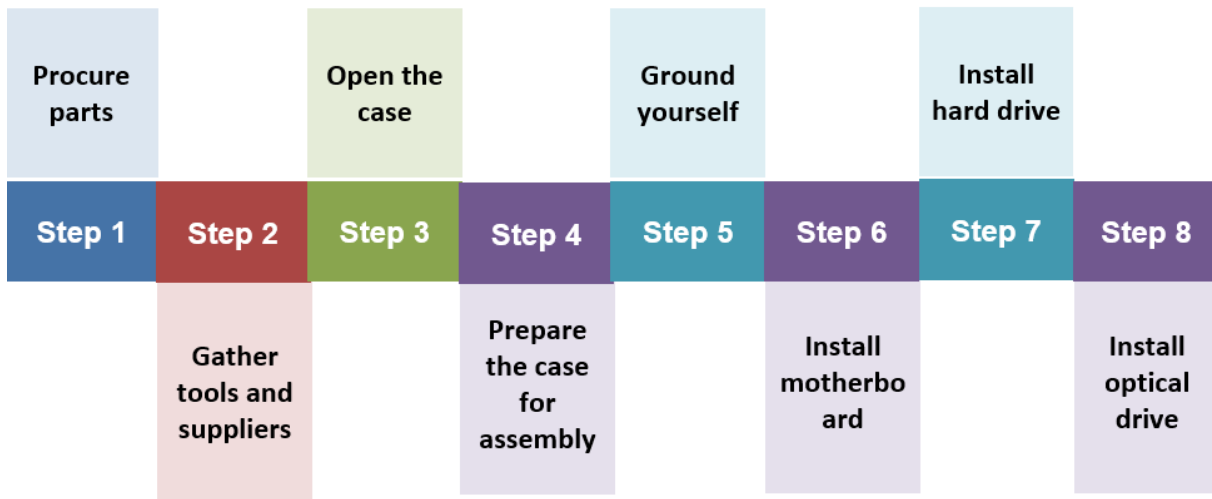
Identify and tick (✓) the computer parts that are required to assemble a computer. Also label them in the space provided.

			
Write Here	Write Here	Write Here	Write Here
			
Write Here	Write Here	Write Here	Write Here
			
Write Here	Write Here	Write Here	Write Here

While procuring parts, you should purchase the computer components listed below:



#### 1.4.2.1 Process Steps to Assemble a PC



#### 1.4.3 Activity

Try to assemble a PC by following the above process steps. And write down a few words on how you assembled a PC.

---



---



---



---

This image shows a single sheet of white paper with horizontal ruling lines. The lines are evenly spaced and run across the width of the page. There are no margins, text, or other markings on the paper.